

HAPAS

Polypipe Limited

t/a Polypipe Civils & Green Urbanisation

Charnwood Business Park

North Road

Loughborough

Leicestershire LE11 1LE

Tel: 01509 615100 Fax: 01509 265945

e-mail: civilssales@polypipe.com

website: www.polypipe.com



HAPAS Certificate

02/H068

Product Sheet 3

RIDGIDRAIN ADVANCED DRAINAGE SYSTEM

RIDGIDRAIN (150 MM to 600 MM) FITTINGS

This HAPAS Certificate Product Sheet⁽¹⁾ is issued by the British Board of Agrément (BBA), supported by Highways England (HE) (acting on behalf of the Overseeing Organisations of the Department for Transport; Transport Scotland; the Welsh Government and the Department for Infrastructure, Northern Ireland), the Association of Directors of Environment, Economy, Planning and Transport (ADEPT), the Local Government Technical Advisers Group and industry bodies. HAPAS Certificates are normally each subject to a review every three years.

(1) Hereinafter referred to as 'Certificate'.

This Certificate relates to Ridgidrain (150 mm to 600 mm) Fittings, polyethylene and polypropylene components for use in conjunction with Ridgidrain pipes (described in Product Sheet 6 of this Certificate), to form highways drainage systems for the collection and disposal of surface and subsurface water.

CERTIFICATION INCLUDES:

- factors relating to compliance with HAPAS requirements
- factors relating to additional non-regulatory information where applicable
- independently verified technical specification
- assessment criteria and technical investigations
- design considerations
- installation guidance
- regular surveillance of production
- formal three-yearly review.

KEY FACTORS ASSESSED

Strength — the products have adequate strength for the intended application (see section 6).

Performance of joints — the component joints will remain watertight under normal service conditions (see section 7).

Maintenance — the products may be cleaned using standard techniques (see section 9).

Durability — the material from which the products are manufactured will not deteriorate significantly and the expected service life will be in excess of 50 years (see section 10).

The BBA has awarded this Certificate to the company named above for the products described herein. These products have been assessed by the BBA as being fit for their intended use provided they are installed, used and maintained as set out in this Certificate.

On behalf of the British Board of Agrément

Date of Fifth issue: 30 April 2021

Originally certificated on 19 May 2003

Hardy Giesler
Chief Executive Officer



The BBA is a UKAS accredited certification body – Number 113.

The schedule of the current scope of accreditation for product certification is available in pdf format via the UKAS link on the BBA website at www.bbacerts.co.uk

Readers MUST check the validity and latest issue number of this Agrément Certificate by either referring to the BBA website or contacting the BBA directly.

Any photographs are for illustrative purposes only, do not constitute advice and should not be relied upon.

British Board of Agrément

Bucknalls Lane

Watford

Herts WD25 9BA

tel: 01923 665300

clientservices@bbacerts.co.uk

www.bbacerts.co.uk

©2021

Requirements

In the opinion of the BBA, Ridgidrain (150 mm to 600 mm) Fittings, when used in accordance with the provisions of this Certificate, will satisfy or contribute to satisfying the following requirements of the *Manual of Contract Documents for Highways Works (MCHW)*⁽¹⁾, Volume 1 *Specification for Highways Works (SHW)* and Volume 2 *Notes for Guidance on the Specification for Highway Works*.

The general requirements for thermoplastic structured wall pipes and fittings are contained in the MCHW, Volume 1, Clause 518. Further requirements are detailed in the MCHW, Volume 3, Section 1, F series, Drawing Nos F1 and F2.

Additional site requirements may be included on particular contracts.

(1) The MCHW is operated by the Overseeing Organisations: Highways England (HE), Transport Scotland, the Welsh Government and the Department for Infrastructure (Northern Ireland).

Regulations

Construction (Design and Management) Regulations 2015 Construction (Design and Management) Regulations (Northern Ireland) 2016

Information in this Certificate may assist the client, designer (including Principal Designer) and contractor (including Principal Contractor) to address their obligations under these Regulations.

See section: 1 *Description* (1.2), 3 *Delivery and site handling* (3.2) and 13 *Procedure* (13.2) of this Certificate.

Additional Information

CE marking

The Certificate holder has taken the responsibility of CE marking the elastomeric sealing rings, in accordance with harmonised European Standard BS EN 681-1 : 1996.

Technical Specification

1 Description

1.1 Ridgidrain (150 mm to 600 mm) Fittings comprise a range of fittings (bends, junctions and end caps) manufactured from black polypropylene copolymer outer layer with a blue⁽¹⁾ polypropylene inner layer, or from black polyethylene copolymer outer layer with a blue⁽¹⁾ polyethylene inner layer. The rubber sealing rings are made from ethylene propylene diene monomer (EPDM) to BS EN 681-1 : 1996, Type WC. The range of fittings covered by this Certificate is shown in Figure 1, they are for use in conjunction with the Ridgidrain pipes covered by Product Sheet 6 of this Certificate.

(1) Other internal colours are available.

1.2 The product range includes:

- Injection-moulded Fittings — manufactured from polypropylene to nominal dimensions of 150, 225, 300 and 375 mm (see Table 1)
- Injection-moulded Fittings — manufactured from polyethylene to nominal dimensions of 400, 450, 500 and 600 mm (see Table 2)
- Rotationally-moulded Fittings — manufactured from recycled high-density polyethylene (HDPE) to nominal dimensions of 225 and 300 mm (see Table 3).

Table 1 Material properties for injection moulded polypropylene Fittings⁽¹⁾ (150, 225, 300 and 375 mm)

Property	Test method reference	Specification
Melt mass-flow rate	BS EN ISO 1133-1	<7 g.(10 min) ⁻¹ 2.16 kg at 230°C
Reference density	BS EN ISO 1183-1	>890 kg·m ⁻³
Thermal stability (OIT)	BS EN 728	> 4 min
Tensile properties	BS EN ISO 527-2	Sample 1B at 50 mm·min ⁻¹ >18MPa
Effects of heating	BS EN ISO 580	150°C ±2°C (Pass)

(1) This Table is the format of the MCHW, Volume 2, Appendix 5/7. It is used to satisfy the MCHW, Volume 1, Clause 518.2.

Table 2 Material properties for injection moulded polyethylene Fittings⁽¹⁾ (400, 450, 500 and 600 mm)

Property	Test method reference	Specification
Melt mass-flow rate	BS EN ISO 1133-1	< 8 g.(10 min) ⁻¹ 2.16 kg at 190°C
Reference density	BS EN ISO 1183-1	>935 kg·m ⁻³
Thermal stability (OIT)	BS EN 728	> 4 min
Tensile properties	BS EN ISO 527-2	Sample 1B at 50 mm·min ⁻¹ >18 MPa
Effects of heating	BS EN ISO 580	110°C±2°C (Pass)

(1) This Table is the format of the MCHW, Volume 2, Appendix 5/7. It is used to satisfy the MCHW, Volume 1, Clause 518.2.

Table 3 Material properties for rotationally moulded recycled polyethylene Fittings⁽¹⁾ (225 and 300 mm)

Property	Test method reference	Specification
Melt mass-flow rate	BS EN ISO 1133-1	< 10 g.(10 min) ⁻¹ 2.16 kg at 190°C
Reference density	BS EN ISO 1183-1	>935 kg·m ⁻³
Thermal stability (OIT)	BS EN 728	> 4 min
Heat reversion	ISO 12091	110°C±2°C (Pass)

(1) This Table is the format of the MCHW, Volume 2, Appendix 5/7. It is used to satisfy the MCHW, Volume 1, Clause 518.2.

1.3 Details and dimensions of the product range are given in Figure 1.

Figure 1 Ridgidrain ADS fittings (all measurements in mm)



Fabricated fittings (polypropylene/polyethylene)		
	Bends (fabricated) 11.25°, 22.5°, 45° and 90°	
	Nominal size (mm)	
	Polypropylene	Polyethylene
	225	400
	300	450
	375	500
		600
	Equal junctions (fabricated) 45° and 90°	
	Nominal size (mm)	
	Polypropylene	Polyethylene
	225 x 225 x 225	400 x 400 x 400
	300 x 300 x 300	450 x 450 x 450
	375 x 375 x 375	500 x 500 x 500
		600 x 600 x 600

Figure 1 Ridgidrain ADS fittings (continued)



Unequal junctions (fabricated) 45°	Nominal size (mm)	
	Polypropylene	Polyethylene
	225 x 225 x 100 ⁽¹⁾ 300 x 300 x 100 ⁽¹⁾ 300 x 300 x 225 375 x 375 x 100 ⁽¹⁾ 375 x 375 x 150 375 x 375 x 225 375 x 375 x 300	400 x 400 x 150 400 x 400 x 225 400 x 400 x 300 400 x 400 x 375 450 x 450 x 150 450 x 450 x 225 450 x 450 x 300 450 x 450 x 375 450 x 450 x 400 500 x 500 x 150 500 x 500 x 225 500 x 500 x 300 500 x 500 x 375 500 x 500 x 400 500 x 500 x 450 600 x 600 x 150 600 x 600 x 225 600 x 600 x 300 600 x 600 x 375 600 x 600 x 400 600 x 600 x 450 600 x 600 x 500
(1) Only suitable for access for inspection and maintenance.		
Unequal junctions (fabricated) 90°	Nominal size (mm)	
	Polypropylene	Polyethylene
	225 x 225 x 100 ⁽¹⁾ 300 x 300 x 100 ⁽¹⁾ 300 x 300 x 225 375 x 375 x 100 ⁽¹⁾ 375 x 375 x 150 375 x 375 x 225 375 x 375 x 300	400 x 400 x 150 400 x 400 x 225 400 x 400 x 300 400 x 400 x 375 450 x 450 x 150 450 x 450 x 225 450 x 450 x 300 450 x 450 x 375 450 x 450 x 400 500 x 500 x 150 500 x 500 x 225 500 x 500 x 300 500 x 500 x 375 500 x 500 x 400 500 x 500 x 450 600 x 600 x 150 600 x 600 x 225 600 x 600 x 300 600 x 600 x 375 600 x 600 x 400 600 x 600 x 450 600 x 600 x 500
(1) Only suitable for access for inspection and maintenance.		

Figure 1 Ridgidrain ADS fittings (continued)

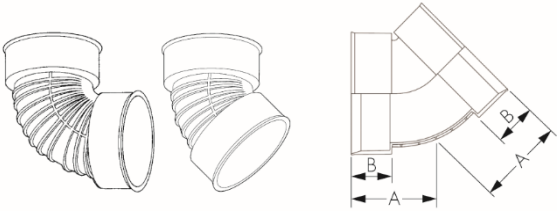
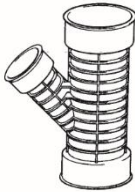
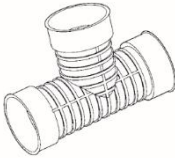
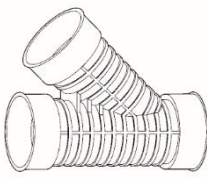






Injection-moulded fittings (polypropylene)				
Bends 	Angle		Nominal size (mm)	
	15° 30° 45° 87.5°		150 150 150 150	
Unequal junction 45°		Nominal size (mm)		
		225 x 225 x 150 300 x 300 x 150		
Equal junction 90°		Nominal size (mm)		
		150 x 150 x 150		
Equal junction 45°		Nominal size (mm)		
		150 x 150 x 150		
Special long fittings, single or double 45° branch (polyethylene) 	Nominal size (mm)	Length (m)	Branch size	
			unequal	equal
	400	3 or 6	150 ⁽¹⁾	400 ⁽²⁾
	450	3 or 6	150 ⁽¹⁾	450 ⁽²⁾
	500	3 or 6	150 ⁽¹⁾	500 ⁽²⁾
	600	3 or 6	150 ⁽¹⁾	600 ⁽²⁾
(1) Single and double unequal branches. (2) Single 45° branch for equal double branch not covered by this Certificate.				
End caps		Nominal size (mm)		
		Polypropylene 150 225 300		
Rotationally moulded fittings (recycled polyethylene)				
Bends (11.25°, 22.5°, 45° and 90°)		Nominal size (mm)		
		225 300		

Figure 1 Ridgidrain ADS fittings (continued)

Equal junction 90°	Nominal size (mm)
	225 x 225 x 225 300 x 300 x 300
Unequal junction 90°	Nominal size (mm)
	225 x 225 x 150 300 x 300 x 150
Sealing rings (rubber)	Nominal size (mm)
	150 225 300 375 400 450 500 600

1.4 Rubber sealing rings to BS EN 681-1: 1996 are available for each size of pipe for connection to the fittings, as covered in Product Sheet 6 of this Certificate.

2 Manufacture

2.1 The polyethylene and polypropylene fittings are manufactured by either fabrication or injection moulding. Component parts used in the fabricated fittings are twin-wall extruded pipes, injection-moulded coupling and sheet material. During fabrication these are cut and welded to produce the relevant size configurations.

2.2 The rubber sealing rings are manufactured to BS EN 681-1 : 1996.

2.3 As part of the assessment and ongoing surveillance of product quality, the BBA has:

- agreed with the manufacturer the quality control procedures and product testing to be undertaken
- assessed and agreed the quality control operated over batches of incoming materials
- monitored the production process and verified that it is in accordance with the documented process
- evaluated the process for management of nonconformities
- checked that equipment has been properly tested and calibrated
- undertaken to carry out the above measures on a regular basis through a surveillance process, to verify that the specifications and quality control being operated by the manufacturer are being maintained.

2.4 The management system of Polypipe Limited t/a Polypipe Civils has been assessed and registered as meeting the requirements of BS EN ISO 9001 : 2015, BS EN ISO 14001 : 2015 and BS ISO 45001 : 2018 by BSI (Certificates Q06225, EMS 535794 and OHS 713211 respectively).

3 Delivery and site handling

3.1 Each fitting carries a label bearing the BBA logo incorporating the number of this Certificate, and the angle of the bends and junctions.

3.2 Fittings with 300 mm nominal diameter and above must be handled with care.

3.3 When long-term storage is envisaged, fittings must be protected from direct sunlight. If protection cannot be provided, consideration must be given to the effects of daily exposure to direct sunlight:

- up to 3 months — negligible UV degradation but possible extreme surface temperatures of up to 80°C may cause some localised distortion
- 3 to 12 months — may have significant effect on the impact resistance and physical properties
- over 12 months — damage will occur unless protection provided.

Assessment and Technical Investigations

The following is a summary of the assessment and technical investigations carried out on Ridgidrain (150 mm to 600 mm) Fittings.

Design Considerations

4 General

Ridgidrain (150 mm to 600 mm) Fittings, when used in conjunction with the Ridgidrain pipes (subject of Product Sheet 6 of this Certificate), and installed in accordance with the recommendations given in this Certificate, are satisfactory for use in highways for the collection and disposal of surface and sub-surface water.

5 Practicability of installation

The fittings are designed to be installed by a competent contractor experienced with these types of products in highways works.

6 Strength

6.1 The nominal short-term stiffness of the fittings is not less than $6 \text{ kN}\cdot\text{m}^{-2}$ in accordance with BS EN ISO 13967 : 2009.

6.2 The fittings have adequate robustness to resist the loads associated with installation and with subsequent use in the situations described in this Certificate.

7 Performance of joints

When correctly made, the joints constructed from connectors with rubber sealing rings remain watertight when subjected to deflection and distortion, and comply with the MCHW, Volume 1, Clauses 504.3 and 518.7.

8 Flow characteristics

When used with suitable pipes, the fittings will increase the hydraulic resistance of the drainage system. For loss coefficients (K values), information must be advised by the Certificate holder.

9 Maintenance

9.1 Access to the products for cleaning should be provided by conventional methods.

9.2 Drains incorporating the fittings can be rodded using conventional drain rods.

9.3 In common with other standard plastics drainage systems, toothed root cutters and rods with metal ferrules, as used with some mechanical cleaning systems, could damage the fittings and should not be used.

9.4 Drains incorporating the fittings have adequate resistance to water cleansing by pressure-jetting equipment (see section 12). It is recommended that low-pressure, high-volume systems are used in accordance with the MCHW, Volume 1, Clause 521.

10 Durability

In the opinion of the BBA, when used in the context of this Certificate, the material from which they are manufactured will not significantly deteriorate, and the expected service life of the products will be in excess of 50 years.

11 Reuse and recyclability

The fittings are manufactured from polyethylene and polypropylene, which can be recycled.

Installation

12 General

Drains utilising Ridgidrain (150 mm to 600 mm) Fittings must be installed in accordance with the MCHW, Volume 1, Clauses 503, 505, 518.8 and 518.9.

13 Procedure

13.1 For typical laying, trench and backfilling specification details, reference should be made to Figure 2 of this Certificate and the MCHW, Volume 3, Drawing Nos F1 (Type T and S) and F2 (Type G, H and I).

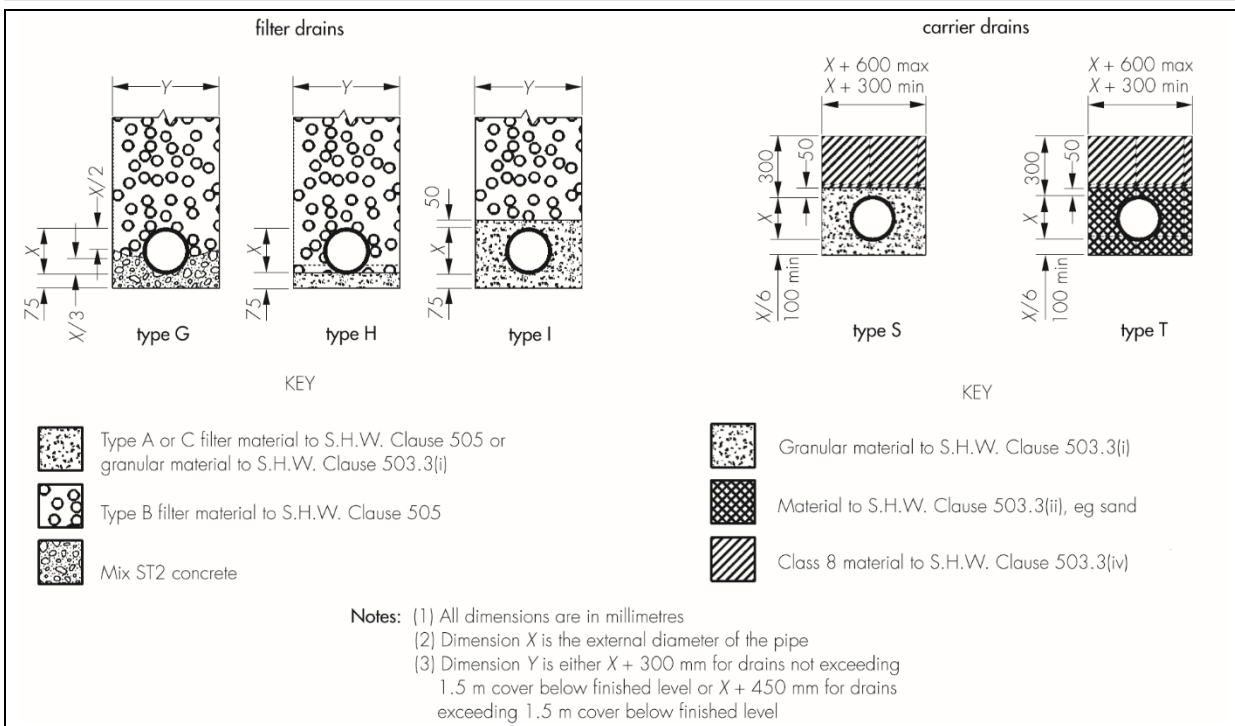
13.2 Pipes are cut using conventional hand tools, and should be cut square between the corrugations.

13.3 For a watertight joint, the pipe ends and coupler are cleaned and a rubber sealing ring fitted externally between the first and the second corrugations in the pipe. The seal and the inside of the fitting should be lubricated, and the pipe pushed fully home to the central register, either by hand or using a lever if necessary.

13.4 The pipes and fittings must be protected against damage from site construction traffic.

13.5 Care should be taken during backfill to maintain the line and level of the pipeline. If necessary, the pipe should be restrained to prevent uplift.

Figure 2 Installation details (the MCHW, Volume 3, Section 1, F series Drawing Nos F1 and F2)



14 Tests

Tests were conducted and the results assessed to determine:

- dimensional accuracy
- rodding resistance
- resistance to an applied torque of $900 \text{ N}\cdot\text{m}^{-1}$, or the torque at which the pipe and/or connector is damaged, whichever occurs first; the test carried out with one end of the fitting fully restrained and the connector and pipe fitted to the other
- impact resistance (drop) test
- ring stiffness of the fittings
- strength and flexibility of fabricated fittings
- watertightness of fabricated fittings
- leaktightness of joints.

15 Investigations

The manufacturing process was evaluated, including the methods adopted for quality control, and details were obtained of the quality and composition of the materials used.

Bibliography

BS EN 681-1 : 1996 *Elastomeric seals — Material requirements for pipe joint seals used in water and drainage applications — Vulcanized rubber*

BS EN 728 : 1997 *Plastics piping and ducting systems — Polyolefin pipes and fittings — Determination of oxidation induction time*

BS EN ISO 527-2 : 2012 *Plastics — Determination of tensile properties — Test conditions for moulding and extrusion plastics*

BS EN ISO 580:2005 *Plastics piping and ducting systems. Injection-moulded thermoplastics fittings. Methods for visually assessing the effects of heating*

BS EN ISO 1133-1 : 2011 *Plastics — Determination of the melt mass-flow rate (MFR) and the melt volume-flow rate (MVR) of thermoplastics — Standard method*

BS EN ISO 1183-1 : 2019 *Plastics — Methods for determining the density and relative density of non-cellular plastics — Immersion method, liquid pycnometer method and titration method*

BS EN ISO 9001 : 2015 *Quality management systems — Requirements*

BS EN ISO 13967 : 2009 *Thermoplastics fittings. Determination of ring stiffness*

BS EN ISO 14001 : 2015 *Environmental management system — Requirements*

BS ISO 45001:2018 *Occupational health and safety management systems. Requirements with guidance for use*

ISO 12091 : 1995 *Structural wall thermoplastics pipes — Oven test*

Manual of Contract Documents for Highway Works, Volume 1 *Specification for Highway Works*

Manual of Contract Documents for Highway Works, Volume 2 *Notes for Guidance on the Specification for Highway Works*

Manual of Contract Documents for Highway Works, Volume 3 *Highway Construction Details*

16 Conditions

16.1 This Certificate:

- relates only to the product/system that is named and described on the front page
- is issued only to the company, firm, organisation or person named on the front page – no other company, firm, organisation or person may hold or claim that this Certificate has been issued to them
- is valid only within the UK
- has to be read, considered and used as a whole document – it may be misleading and will be incomplete to be selective
- is copyright of the BBA
- is subject to English Law.

16.2 Publications, documents, specifications, legislation, regulations, standards and the like referenced in this Certificate are those that were current and/or deemed relevant by the BBA at the date of issue or reissue of this Certificate.

16.3 This Certificate will remain valid for an unlimited period provided that the product/system and its manufacture and/or fabrication, including all related and relevant parts and processes thereof:

- are maintained at or above the levels which have been assessed and found to be satisfactory by the BBA
- continue to be checked as and when deemed appropriate by the BBA under arrangements that it will determine
- are reviewed by the BBA as and when it considers appropriate.

16.4 The BBA has used due skill, care and diligence in preparing this Certificate, but no warranty is provided.

16.5 In issuing this Certificate the BBA is not responsible and is excluded from any liability to any company, firm, organisation or person, for any matters arising directly or indirectly from:

- the presence or absence of any patent, intellectual property or similar rights subsisting in the product/system or any other product/system
- the right of the Certificate holder to manufacture, supply, install, maintain or market the product/system
- actual installations of the product/system, including their nature, design, methods, performance, workmanship and maintenance
- any works and constructions in which the product/system is installed, including their nature, design, methods, performance, workmanship and maintenance
- any loss or damage, including personal injury, howsoever caused by the product/system, including its manufacture, supply, installation, use, maintenance and removal
- any claims by the manufacturer relating to CE marking.

16.6 Any information relating to the manufacture, supply, installation, use, maintenance and removal of this product/system which is contained or referred to in this Certificate is the minimum required to be met when the product/system is manufactured, supplied, installed, used, maintained and removed. It does not purport in any way to restate the requirements of the Health and Safety at Work etc. Act 1974, or of any other statutory, common law or other duty which may exist at the date of issue or reissue of this Certificate; nor is conformity with such information to be taken as satisfying the requirements of the 1974 Act or of any statutory, common law or other duty of care.